


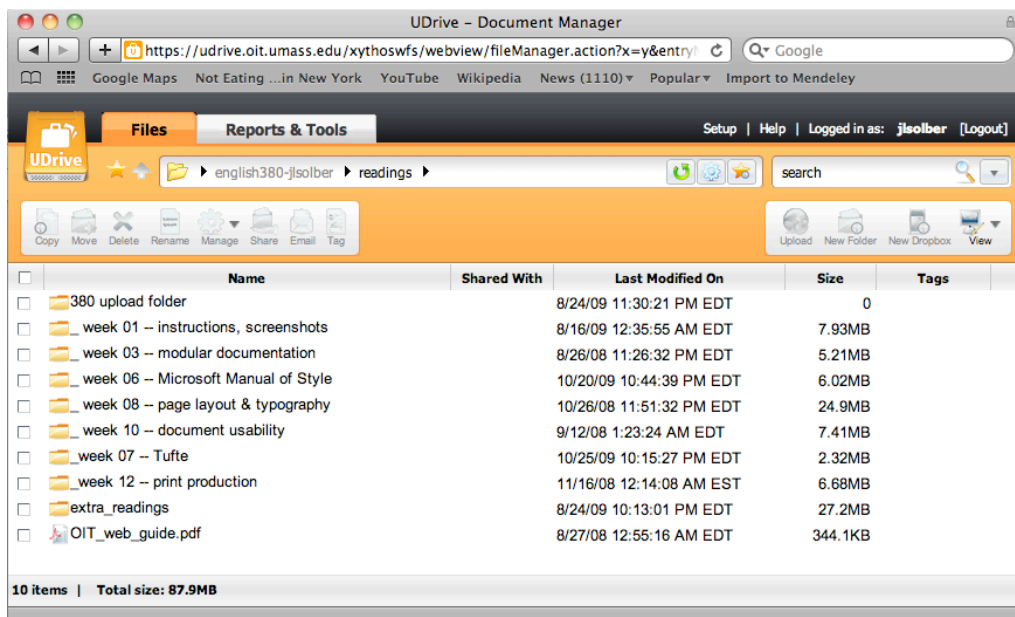
Accessing the Engl 380 UDrive

1. Paste the URL below into your browser. Enter your NetID and OIT password to log in.

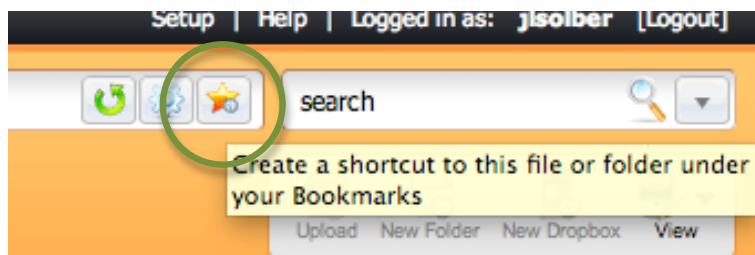
<https://udrive.oit.umass.edu/xythoswfs/webui/english380-jlsolber/readings>



The 380 UDrive folder view appears:



2. Create a bookmark for this folder by clicking the star icon (left of the search tool).



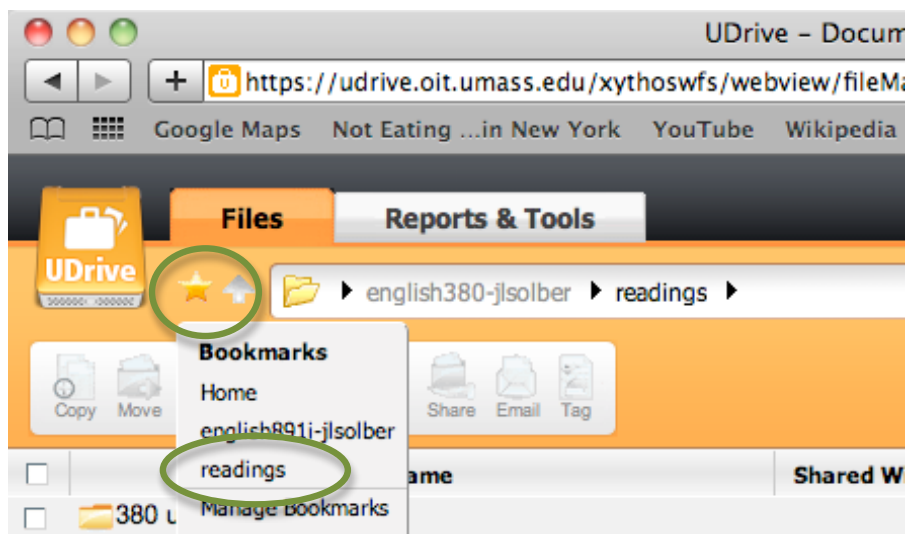
This creates a shortcut to 380 folder in the bookmarks menu. Use this bookmark to quickly find the 380 course UDrive folder.

Testing Your Bookmark

1. Click the UDrive icon. This returns you to your personal UDrive directory.



2. Click the star icon. A dropdown menu of bookmarks appears.
3. Select "readings" from the list.



The 380 course UDrive folder appears.

To learn more about your UMass UDrive, visit <http://www.oit.umass.edu/udrive/index.html>.