

How to Set up Posit in the Cloud

Version Fall 2024

R is a free software for statistical computing and graphics. Its learning curve is a bit steep. But, fortunately for us, there is also R-Studio. R-Studio is a user interface that allows the user to run R in an environment that is much more friendly, especially for new users. **In this course, we will be using R from within R-Studio.**

**If you are a beginner to R, with no programming experience,
I encourage you to use R Studio/Posit in the Cloud**

Preliminary - Consider watching this short video (duration: 1:21)

<https://www.youtube.com/watch?v=rWOiG468DIs>

Preliminary - As you like, consider watching this longer video (duration: 28:08)


<https://www.youtube.com/watch?v=-fzwm4ZhVQQ>

Preliminary - Have Ready:

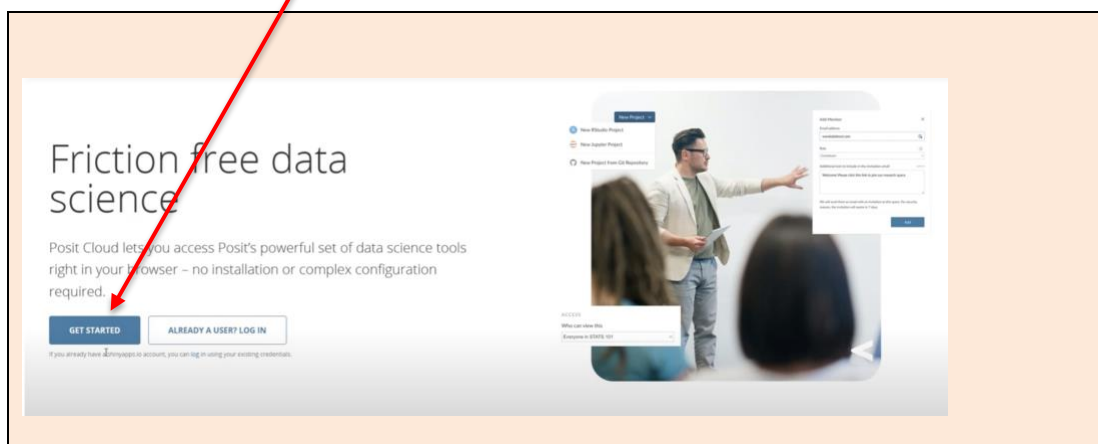
Your email, name, and choice of password

___1. Google "**posit cloud**"

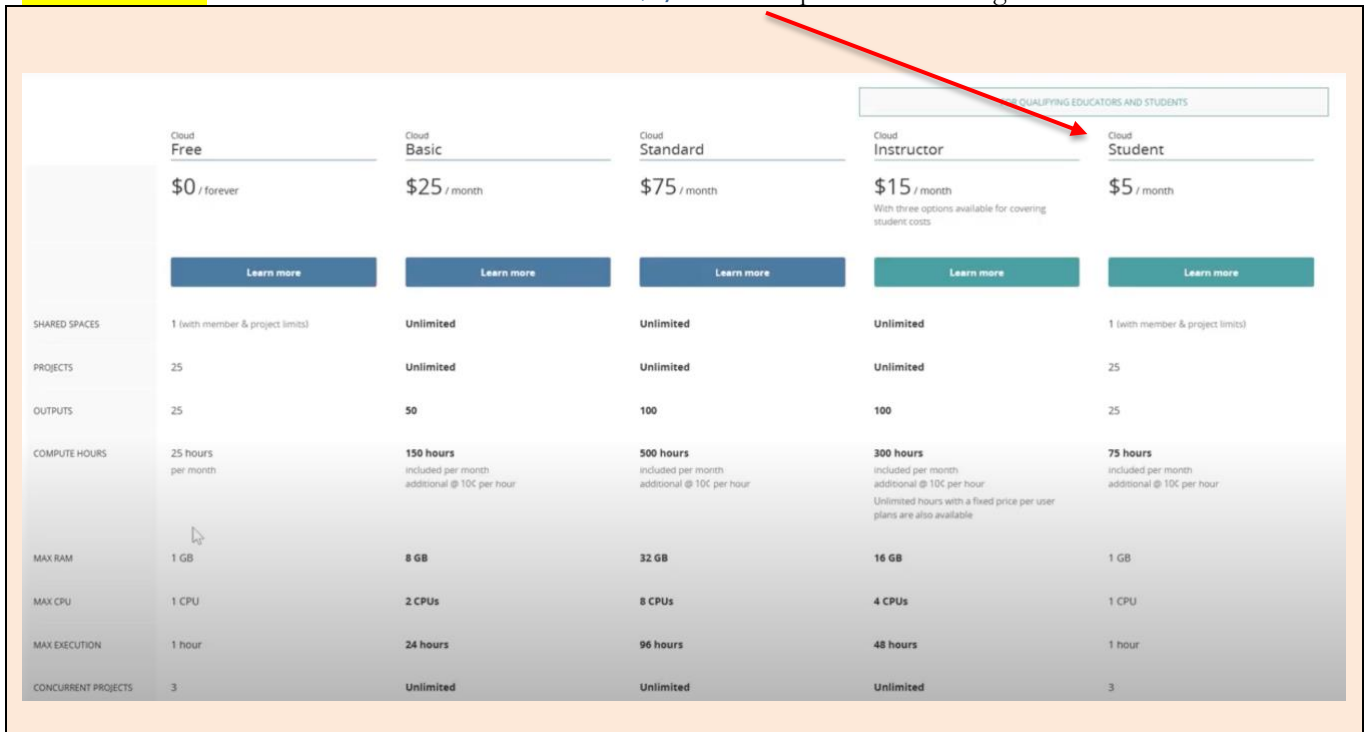
Click on the following link. It should appear among the top "hits"



___2. You should then see the following
At left, click **GET STARTED**.



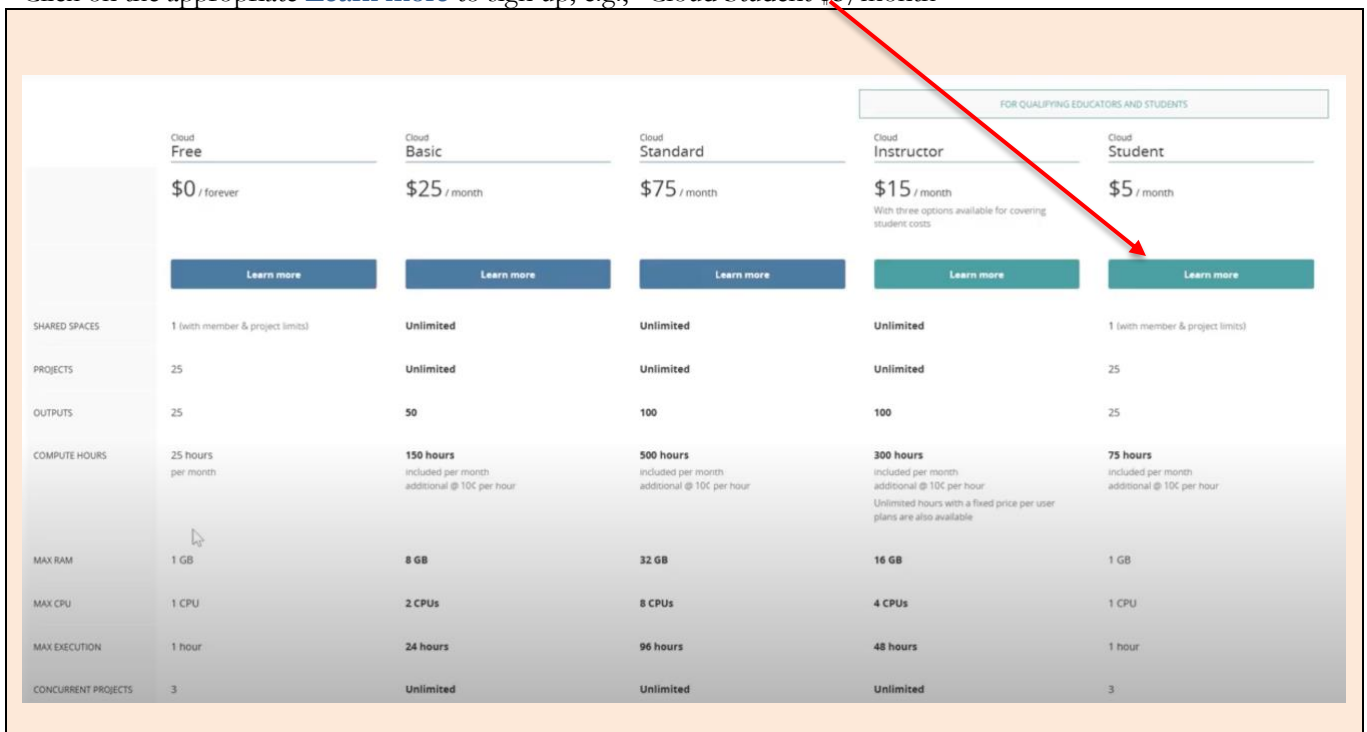
- ___3. You will then be shown lots of purchase options, including a FREE version
Click on the various [Learn more](#) to assist you in choosing which option to purchase
BIOSTATS 640 - I recommend the **"Cloud Student \$5/month"** option at the far right.



FOR QUALIFYING EDUCATORS AND STUDENTS

	Cloud Free	Cloud Basic	Cloud Standard	Cloud Instructor	Cloud Student
	\$0 / forever	\$25 / month	\$75 / month	\$15 / month <small>With three options available for covering student costs</small>	\$5 / month
	Learn more	Learn more	Learn more	Learn more	Learn more
SHARED SPACES	1 (with member & project limits)	Unlimited	Unlimited	Unlimited	1 (with member & project limits)
PROJECTS	25	Unlimited	Unlimited	Unlimited	25
OUTPUTS	25	50	100	100	25
COMPUTE HOURS	25 hours per month	150 hours included per month additional @ 10¢ per hour	500 hours included per month additional @ 10¢ per hour	300 hours included per month additional @ 10¢ per hour <small>Unlimited hours with a fixed price per user plans are also available</small>	75 hours included per month additional @ 10¢ per hour
MAX RAM	1 GB	8 GB	32 GB	16 GB	1 GB
MAX CPU	1 CPU	2 CPUs	8 CPUs	4 CPUs	1 CPU
MAX EXECUTION	1 hour	24 hours	96 hours	48 hours	1 hour
CONCURRENT PROJECTS	3	Unlimited	Unlimited	Unlimited	3

- ___4. After making your selection:
Click on the appropriate [Learn more](#) to sign up; e.g., "Cloud Student \$5/month"



FOR QUALIFYING EDUCATORS AND STUDENTS

	Cloud Free	Cloud Basic	Cloud Standard	Cloud Instructor	Cloud Student
	\$0 / forever	\$25 / month	\$75 / month	\$15 / month <small>With three options available for covering student costs</small>	\$5 / month
	Learn more	Learn more	Learn more	Learn more	Learn more
SHARED SPACES	1 (with member & project limits)	Unlimited	Unlimited	Unlimited	1 (with member & project limits)
PROJECTS	25	Unlimited	Unlimited	Unlimited	25
OUTPUTS	25	50	100	100	25
COMPUTE HOURS	25 hours per month	150 hours included per month additional @ 10¢ per hour	500 hours included per month additional @ 10¢ per hour	300 hours included per month additional @ 10¢ per hour <small>Unlimited hours with a fixed price per user plans are also available</small>	75 hours included per month additional @ 10¢ per hour
MAX RAM	1 GB	8 GB	32 GB	16 GB	1 GB
MAX CPU	1 CPU	2 CPUs	8 CPUs	4 CPUs	1 CPU
MAX EXECUTION	1 hour	24 hours	96 hours	48 hours	1 hour
CONCURRENT PROJECTS	3	Unlimited	Unlimited	Unlimited	3

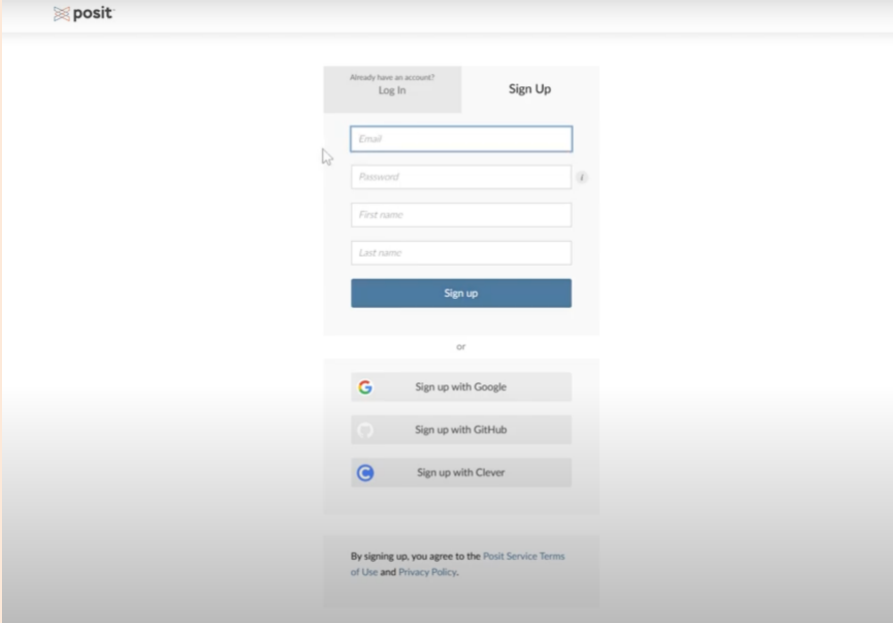
HOW TO Set Up Posit in the Cloud

Fall 2024

- ___5. Once you have decided what you want, sign up for your selection by clicking on the appropriate [Learn more](#); e.g., "Cloud Student \$5/month"

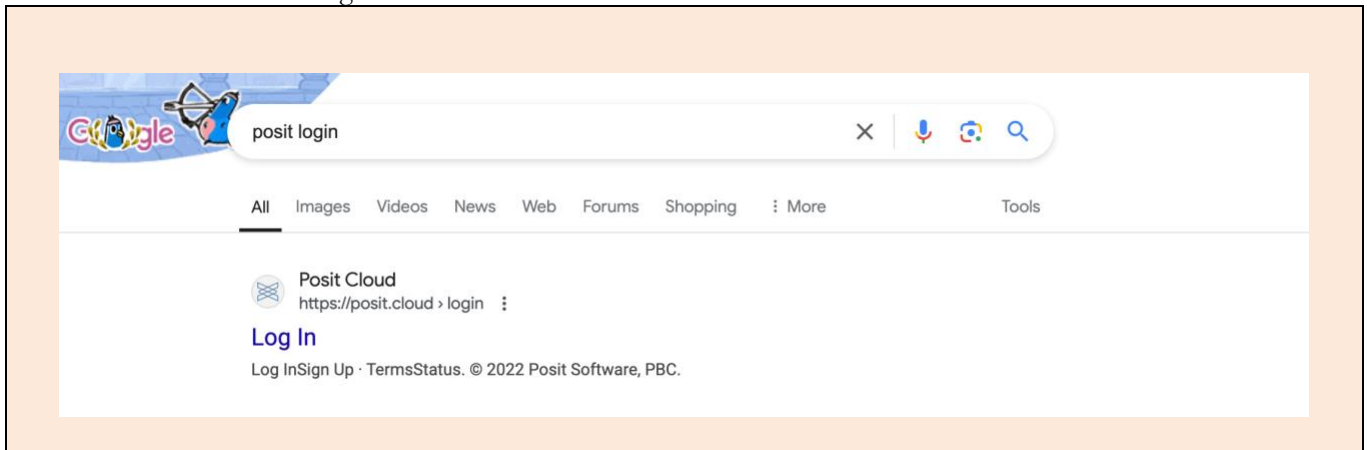
	Cloud Free	Cloud Basic	Cloud Standard	FOR QUALIFYING EDUCATORS AND STUDENTS	
	\$0 / forever	\$25 / month	\$75 / month	Cloud Instructor \$15 / month <small>With three options available for covering student costs</small>	Cloud Student \$5 / month
	Learn more	Learn more	Learn more	Learn more	Learn more
SHARED SPACES	1 (with member & project limits)	Unlimited	Unlimited	Unlimited	1 (with member & project limits)
PROJECTS	25	Unlimited	Unlimited	Unlimited	25
OUTPUTS	25	50	100	100	25
COMPUTE HOURS	25 hours per month	150 hours included per month additional @ 10¢ per hour	500 hours included per month additional @ 10¢ per hour	300 hours included per month additional @ 10¢ per hour <small>Unlimited hours with a fixed price per user plans are also available</small>	75 hours included per month additional @ 10¢ per hour
MAX RAM	1 GB	8 GB	32 GB	16 GB	1 GB
MAX CPU	1 CPU	2 CPUs	8 CPUs	4 CPUs	1 CPU
MAX EXECUTION	1 hour	24 hours	96 hours	48 hours	1 hour
CONCURRENT PROJECTS	3	Unlimited	Unlimited	Unlimited	3

- ___6. You should see the following
Follow the instructions to sign up.

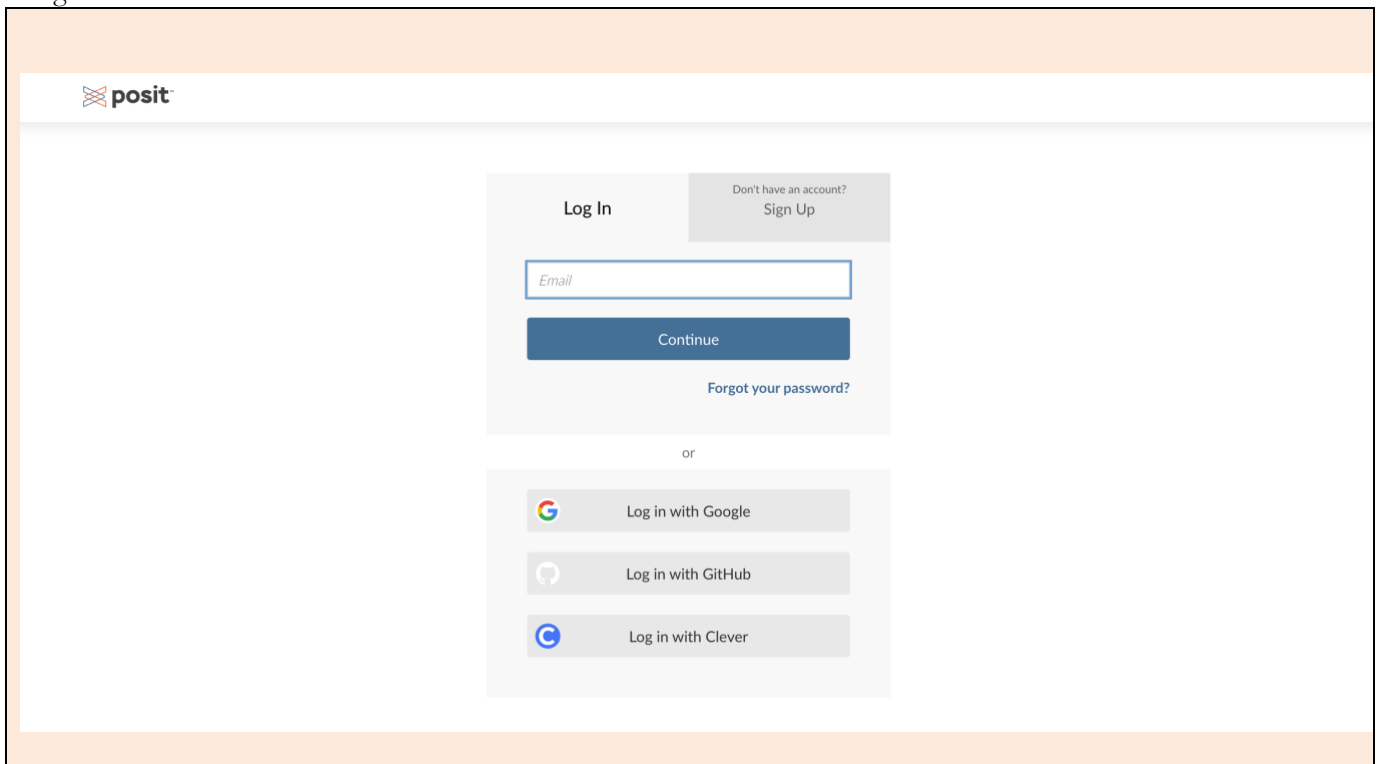


The image shows the Posit sign-up page. At the top left is the Posit logo. Below it, there are two tabs: "Already have an account? Log In" and "Sign Up". The "Sign Up" tab is active. Below the tabs are four input fields: "Email", "Password", "First name", and "Last name". Below these fields is a blue "Sign up" button. Below the button is the word "or". Below "or" are three social login buttons: "Sign up with Google", "Sign up with GitHub", and "Sign up with Clever". At the bottom, there is a link: "By signing up, you agree to the Posit Service Terms of Use and Privacy Policy."

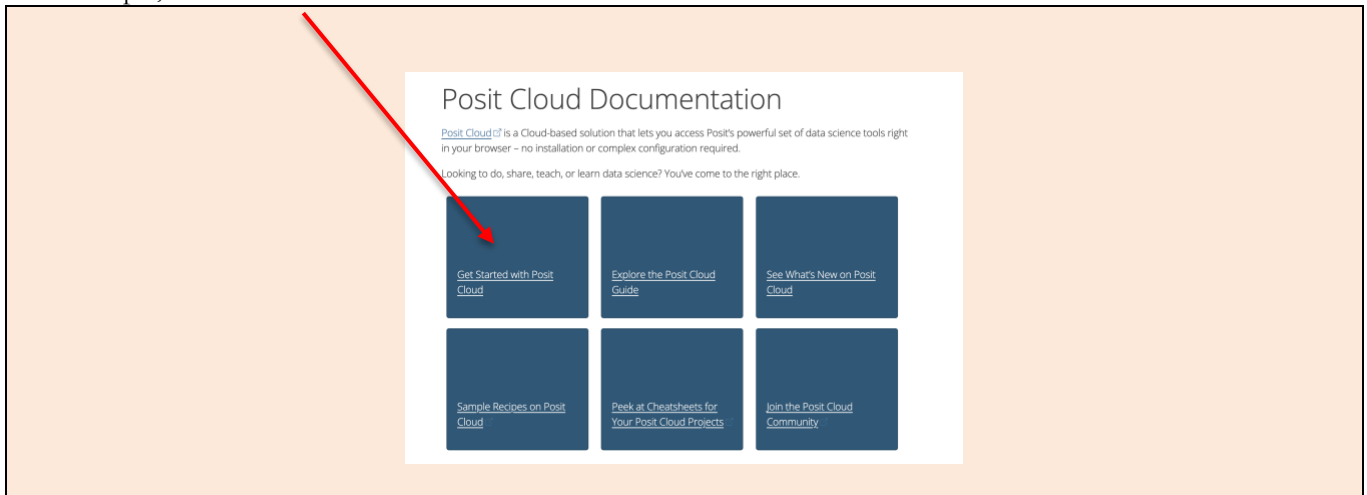
- ___7. Signed up? To log in, Google [posit login](#)
Click on the Posit Cloud Log in:



- ___8. You should see the following.
Log in.



- ___9. Recommended, one time:
Create a project that will contain your R work in BIOSTATS 640.
Preliminary - Familiarize yourself with the basics of Posit in the Cloud by visiting <https://posit.cloud/learn/guide>
For example, click on **Get Started with Posit Cloud**.



- ___10. To create a project that will contain your BIOSTATS 640 work, **scroll down** to **Create a Project**
Follow the instructions.
Don't forget to replace "Untitled Project" with a name of your choosing!

